

See discussions, stats, and author profiles for this publication at: <https://www.researchgate.net/publication/326550647>

New Methods on Cultivation of *Eucheuma denticulatum* and *Kappahycus alvarezii* in Indonesia

Article in *Journal of Fisheries and Aquatic Science* · July 2018

DOI: 10.3923/jfas.2017.207.217

CITATION

1

READS

65

4 authors, including:



Ma'ruf Kasim

Universitas Haluoleo

12 PUBLICATIONS 69 CITATIONS

SEE PROFILE



Ahmad Mustafa

Universitas Haluoleo

12 PUBLICATIONS 11 CITATIONS

SEE PROFILE



Journal of
**Fisheries and
Aquatic Science**

ISSN 1816-4927



Academic
Journals Inc.

www.academicjournals.com



Research Article

New Methods on Cultivation of *Eucheuma denticulatum* and *Kappahycus alvarezii* in Indonesia

¹Ma'ruf Kasim, ¹Ahmad Mustafa, ¹Idul Male, ²Muzuni and ³Wardha Jalil

¹Faculty of Fishery and Marine Sciences, Halu Oleo University, Andounohu Kendari City, Southeast Sulawesi, Indonesia

²Faculty of Mathematic and Natural Science, Halu Oleo University, Andounohu Kendari City, Southeast Sulawesi, Indonesia

³Faculty of Fisheries, Dayanulksanuddin University, Baubau City, Southeast Sulawesi, Indonesia

Abstract

Background and Objective: Eucheumatoid cultivation is increasing and a variety of methods exist that can increase production. However, new cultivation approaches are rarely reported. The objective of study was to examine a new method of seaweed cultivation: The floating cage. **Materials and Methods:** The growth rate of *Eucheuma denticulatum* and *Kappahycus alvarezii* was assessed in floating cages from March-November, 2015 and compared with that in the traditional longline approach. Propagule wet weight was measured daily to document growth rates. Correlation coefficients between growth rate and environmental factors were calculated using simple linear models (Pearson's) and statistically analyzed by SPSS Version 24. **Results:** Growth rates of both species in floating cages were faster than on longline and thallus morphology was better. For *E. denticulatum*, the daily specific growth rate (SGR) in floating cages varied from a low of 2.68% to a high of 3.32%, but the respective rates on longline were 1.67 and 2.91%. For *K. alvarezii* cultivated in floating cages, the highest and lowest rates were 3.1 and 2.1% but, when cultivated on longline, the respective rates were 2.9 and 1.71%. **Conclusion:** Therefore, it was concluded that cultivation of *E. denticulatum* and *K. alvarezii* using floating cages resulted in higher growth rates compared to cultivation on longline. The difference in results comes from reduced herbivore attack when the plants are in the protective cages.

Key words: Floating cage, seaweeds, herbivorous attack, growth rate, production, cultivation, methods

Received: April 22, 2017

Accepted: July 10, 2017

Published: August 15, 2017

Citation: Ma'ruf Kasim, Ahmad Mustafa, Idul Male, Muzuni and Wardha Jalil, 2017. New methods on cultivation of *Eucheuma denticulatum* and *Kappahycus alvarezii* in Indonesia. J. Fish. Aquat. Sci., 12: 207-217.

Corresponding Author: Ma'ruf Kasim, Faculty of Fishery and Marine Sciences, Halu Oleo University, Andounohu Kendari City, Southeast Sulawesi, Indonesia
Tel: +624013193620

Copyright: © 2017 Ma'ruf Kasim *et al.* This is an open access article distributed under the terms of the creative commons attribution License, which permits unrestricted use, distribution and reproduction in any medium, provided the original author and source are credited.

Competing Interest: The authors have declared that no competing interest exists.

Data Availability: All relevant data are within the paper and its supporting information files.

INTRODUCTION

Eucheuma cultivation continues to expand, with the most commonly cultivated types being *Kappahycus alvarezii*, *Eucheuma striatum* and *Eucheuma denticulatum*. Commercial cultivation of *K. alvarezii* began in the Philippines around 1960¹⁻³. *Eucheuma* cultivation continues to increase in scale and several countries such as India, Japan, Indonesia, Tanzania, Fiji, Hawaii and South Africa are high producers⁴. The methods developed in these different countries vary depending on the community's ability to use specialized cultivation equipment. Fiji developed a raft method for *K. alvarezii* cultivation in 1970^{5,6}, while Tuvalu⁷ and Malaysia² developed raft approaches between 1977 and 1978. Indonesia began to develop raft methods in 1985, but switched to longline (tie-tie)⁸⁻¹¹. Maldives, India and Tanzania began to develop cultivation in the 1980s¹²⁻¹⁵ and some countries such as Vietnam, Brazil and Venezuela began to develop various methods as late as 1990¹⁶⁻¹⁸. Longline, known as tie-tie in the Philippines, is the most common method used to cultivate *K. alvarezii* and *Eucheuma* sp.^{19,20}. Longline binds the seaweed together to improve growth. This method is also applied in Indonesia, India, Malaysia, Tanzania, Vietnam, Brazil, Kenya and Madagascar^{6,11,17,21-25}. Some countries also developed a similar method, in which the bound seaweeds grow on the surface of the sea. A disadvantage of longline cultivation is herbivorous grazing on the seaweed¹² and *Eucheumatoid* seaweeds are highly preferred by herbivores.

Grazing by herbivores, together with problems of pests and ice-ice disease, can reduce the production of *K. alvarezii* by 60%^{11,24,25,26}. Such crop losses prompted several countries to begin developing methods that protect seaweed from herbivorous fish. However, protective culture approaches are still rarely used by farmers. Philippines began using cages made from net and bamboo²⁷ but only for small-scale production. In Brazil, farmers are developing a floating raft system with a protective tubular net that showed an improvement over the tie technique during a study across one cultivation cycle⁴. In Indonesia, seaweed cultivation methods have not been altered. The present study reports the daily growth rates of *K. alvarezii* and *E. denticulatum* cultivated using a new method, the floating cage.

MATERIALS AND METHODS

This study was conducted in the coastal water cultivation area Lakeba, Bau-Bau, Southeast Sulawesi Province, Indonesia from March-November, 2015. The floating cage is a new method for cultivation of *Eucheuma* in Indonesia. The cages are boxes (100×200×60 cm) constructed using PVC pipe. The boxes were wrapped with multifilament nets with a mesh size of 1 cm, but the top of the cage was unwrapped to allow access to the plants (Fig. 1). Thus, the cages were designed to be submerged to a depth of 50 cm^{11,26}, but with a small region exposed at the water's surface. Propagules of *K. alvarezii* and *E. denticulatum* were scattered in the cage.

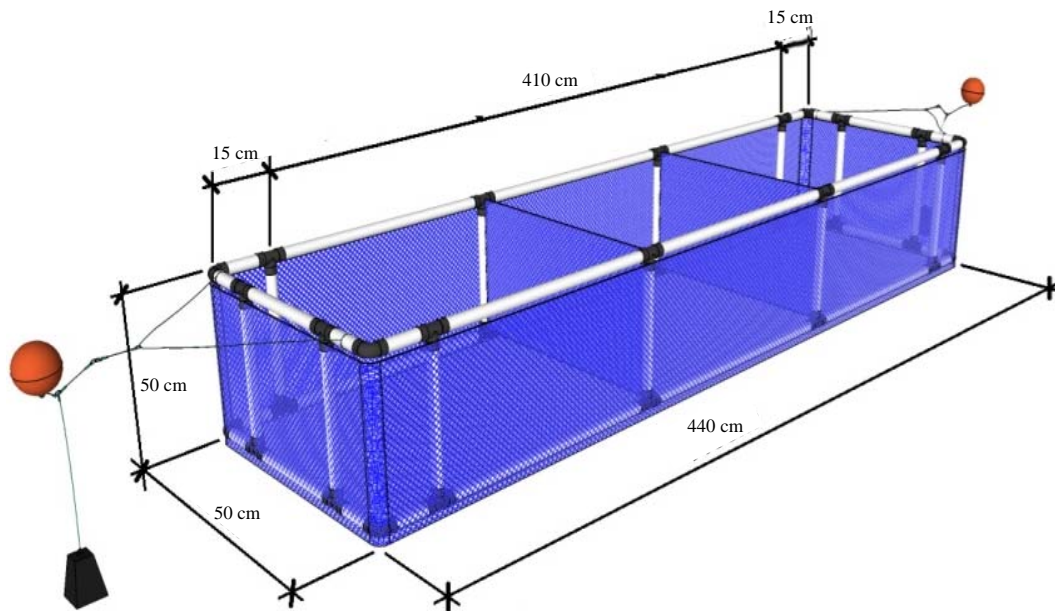


Fig. 1: Floating cage method used during the study

The specific growth rate (SGR) was calculated by daily measurement of propagule wet weight in each cage over a period of 90 days. The formula of Luhan and Sollesta²⁸ was used:

$$SGR (\%) = \frac{\ln Wt/\ln Wo}{t} \times 100$$

where, SGR is the specific growth rate (% in wet weight perday), Wt is the weight after t days, Wo is the initial weight and t is the time in days.

The wet weight of *K. alvarezii* and *E. denticulatum* was entered as Mean ± Standard Deviation (SD). Total nitrogen and phosphorus were determined using the spectrophotometric methods described by Strickland and Parson²⁹.

Statistical analysis: Statistical analyses were performed using the SPSS package 16. Fresh weight of *K. alvarezii* was entered as Mean ± Standard Deviation. Correlation coefficients between growth rate and environmental factors were calculated using simple linear models (Pearson's analysis)³⁰. Statistical analyses were performed using the SPSS Package 24 with probability level (p>0.05).

RESULTS

Growth rate comparison: Growth of *E. denticulatum* and of *K. alvarezii* in floating cages and on longline varied from May-November. Propagule morphology of *E. denticulatum* and *K. alvarezii* in floating cages was better than when cultivated on longline (Fig. 2).

Fresh weights of *E. denticulatum* cultivated in floating cages for 40 and 50 days were 74 and 78 kg, respectively, but on a longline, the fresh weights were 63 and 70 kg, respectively (Fig. 3). Likewise, the daily growth rates of *K. alvarezii* in floating cage were different from those on longline. The fresh weight of *K. alvarezii* in the floating cages after 50 and 60 days were 75.0 and 73.3 kg, respectively (Fig. 4). Taken together, the results showed that the floating cage method yields a higher wet weight than does the longline approach.

The growth rate of both seaweeds in floating cages and on longline differed. For floating cages, the average growth of *E. denticulatum* propagules after 45 days in August, September and October was 97, 73.3 and 47.5 g, respectively (Fig. 5). The average growth of *K. alvarezii* during those same months was, respectively, 61.8, 45.5 and 40 kg (Fig. 6).




Fig. 2: Propagules appearance of *K. alvarezii* in (a) Floating cage and (b) longline

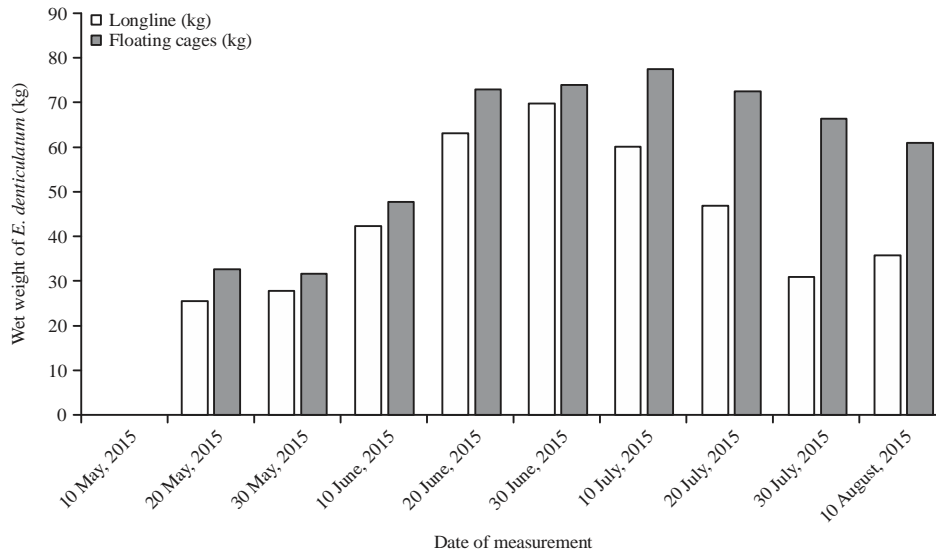


Fig. 3: Different production of *E. denticulatum* cultivated in floating cage and longline during 90 days

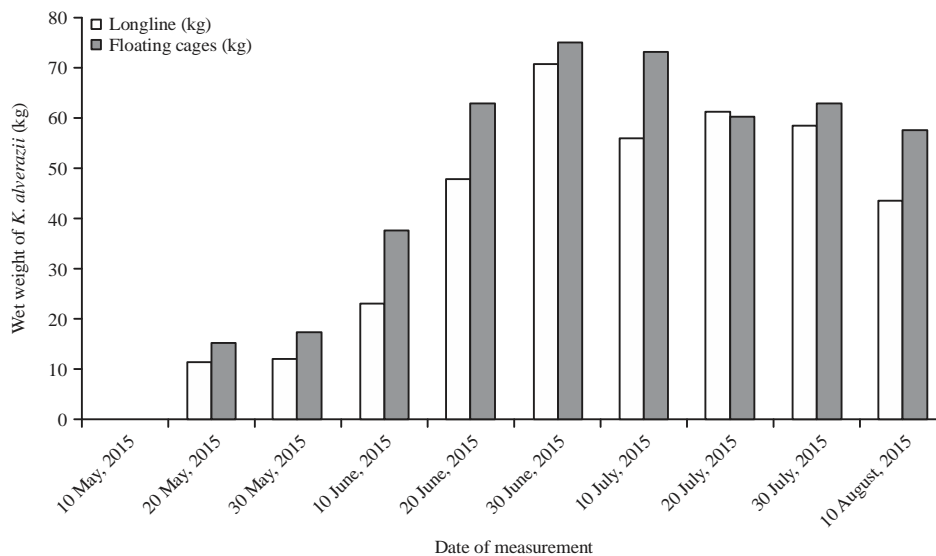


Fig. 4: Different production of *K. alvarezii* cultivated in floating cage and longline during 90 days

The SGR of *E. denticulatum* cultivated on longline for 45 days decreased in July (1.67%/day) but increased in August (2.91%/day) (Fig. 7). However, a difference was noted when using a floating cage. The SGRs were the lowest in April (2.68%/day) and the highest in June (3.32%/day) (Fig. 8).

The SGR for *K. alvarezii* cultivated on longline was the highest in July (2.9%/day) and the lowest in April (1.71%/day) over the cultivation period of 45 days (Fig. 9), but the rates when cultivated in floating cages were the highest in July (3.1%/day) and the lowest in April (2.1%/day) (Fig. 10). A positive correlation was found

between seaweed growth and the level of nitrate and phosphate, particularly between June and September (Fig. 11, 12).

Environmental parameters: During the study, the temperature in the morning was 25-27°C and in the afternoon, the temperature ranged 27-32°C. The current speed typically ranged from 0.01-0.167 m sec⁻¹ and the highest current velocity was seen in July and August (0.163 and 0.167 m sec⁻¹, respectively). Salinity ranged from 30-32‰.

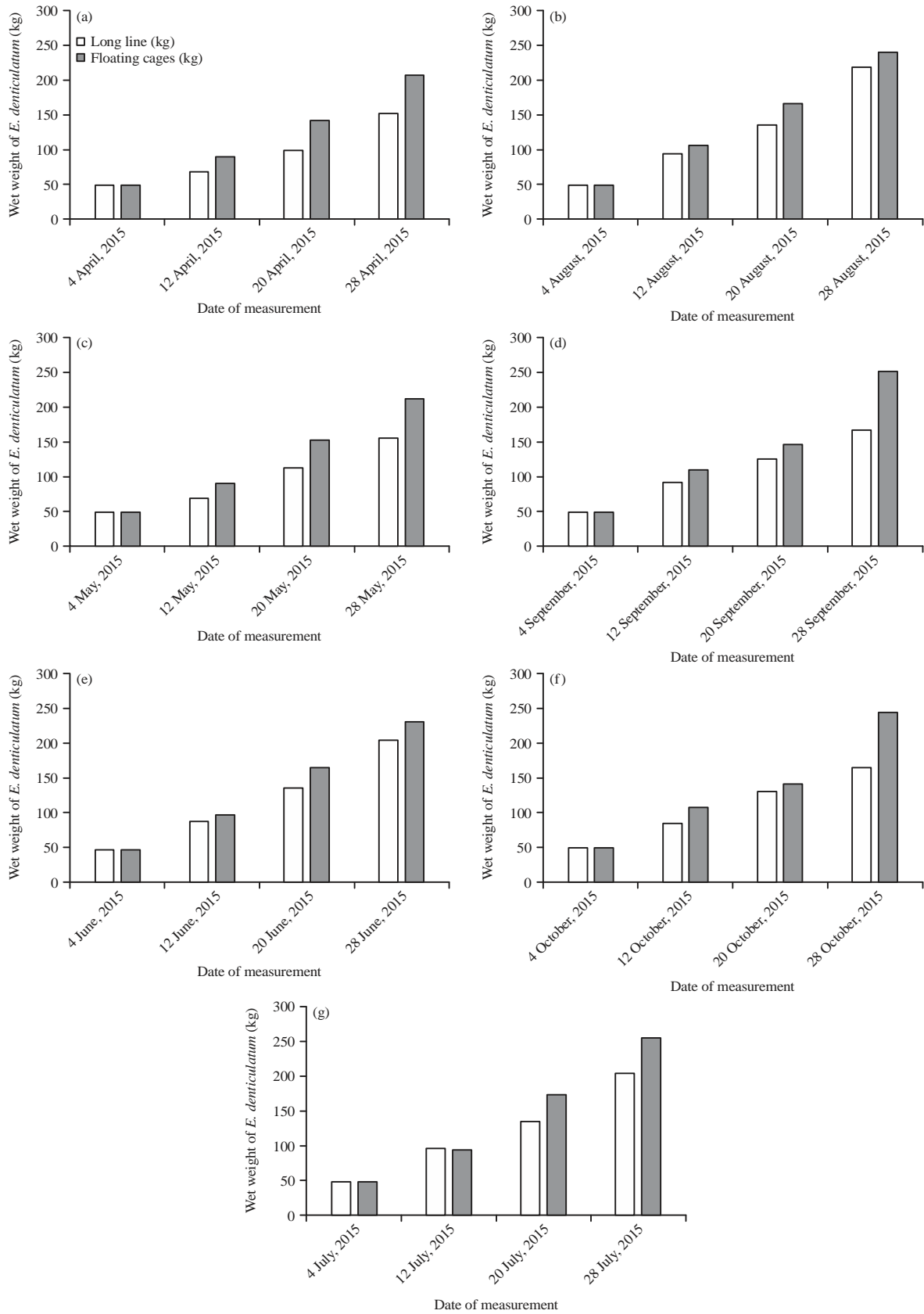


Fig. 5(a-g): Monthly growth rates of *E. denticulatum* during 35 days cultivation periods in Floating cage and longline

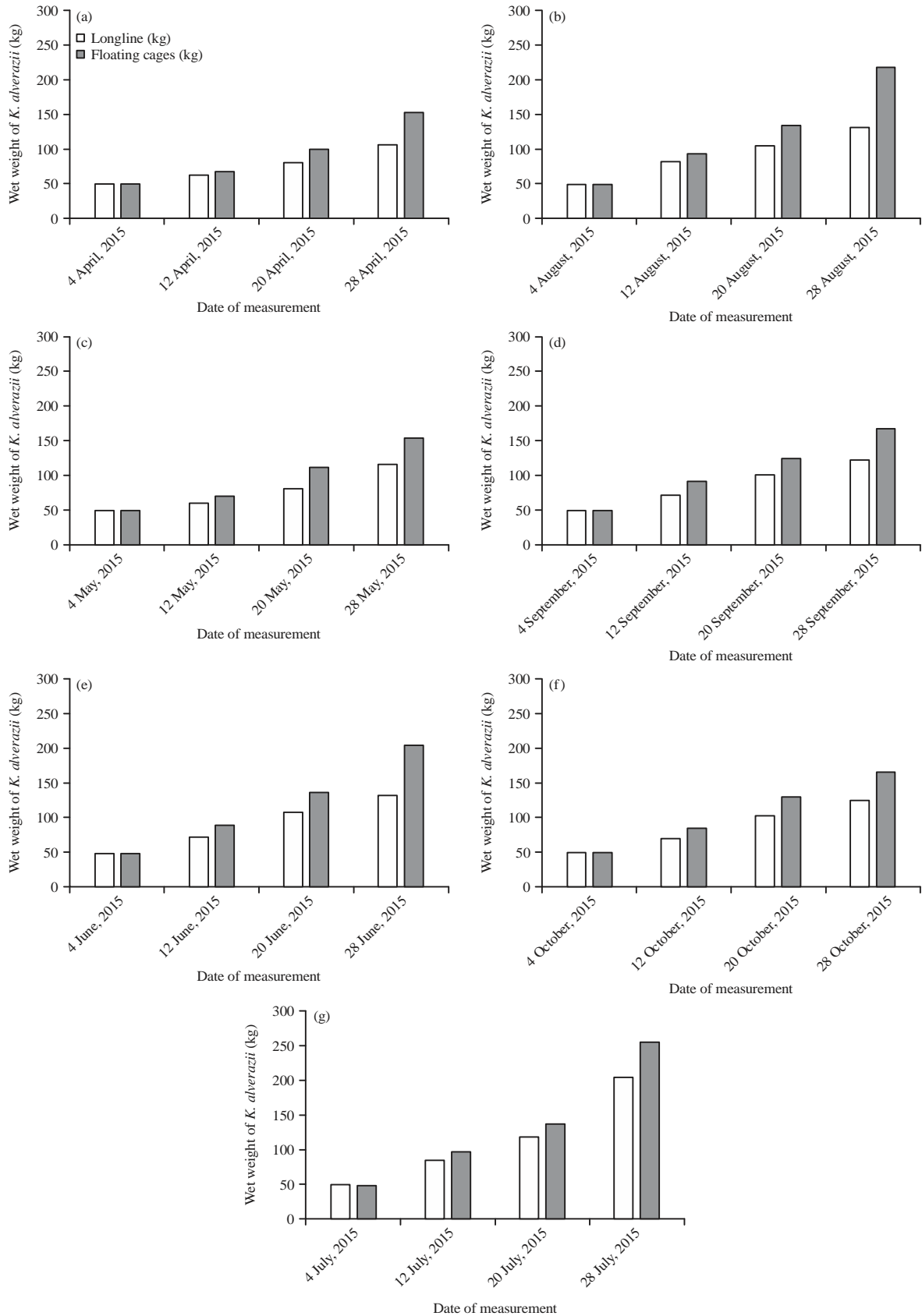


Fig. 6(a-g): Monthly growth rates of *K. alvarezii* during 35 days cultivation periods in floating cage and longline

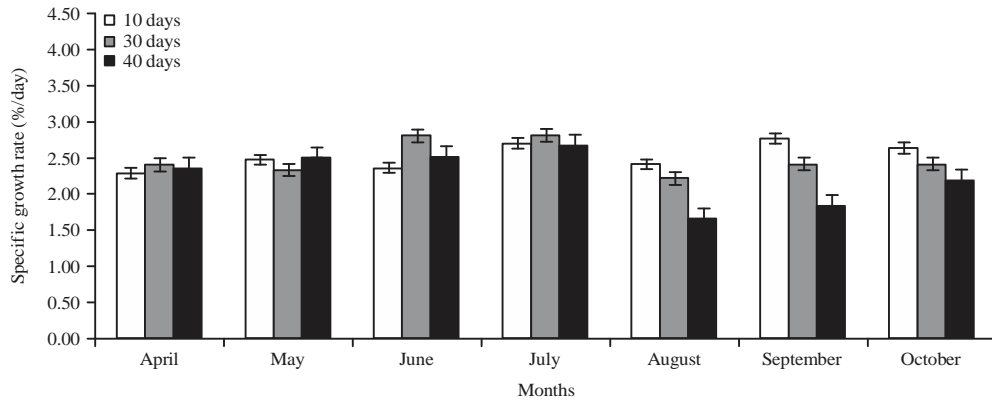


Fig. 7: Specific growth rate (%/day) of *E. denticulatum* cultured using longline (error bars as standard deviation)

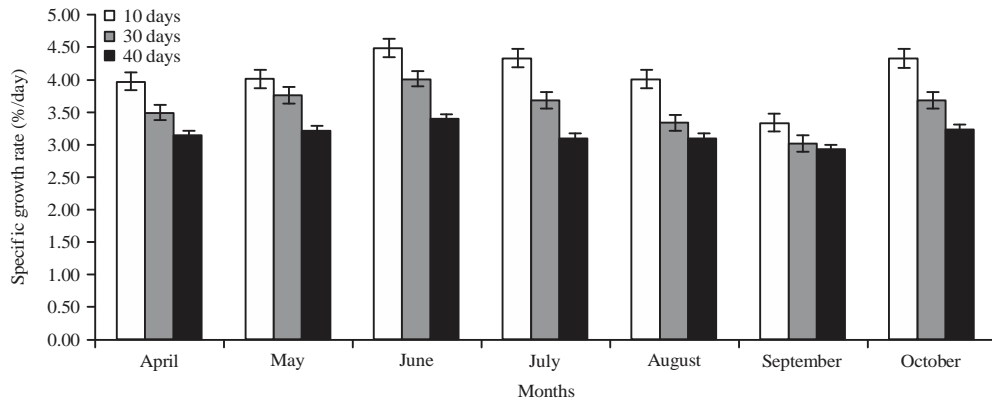


Fig. 8: Specific growth rate (%/day) of *E. denticulatum* cultured using floating cage (error bars as standard deviation)

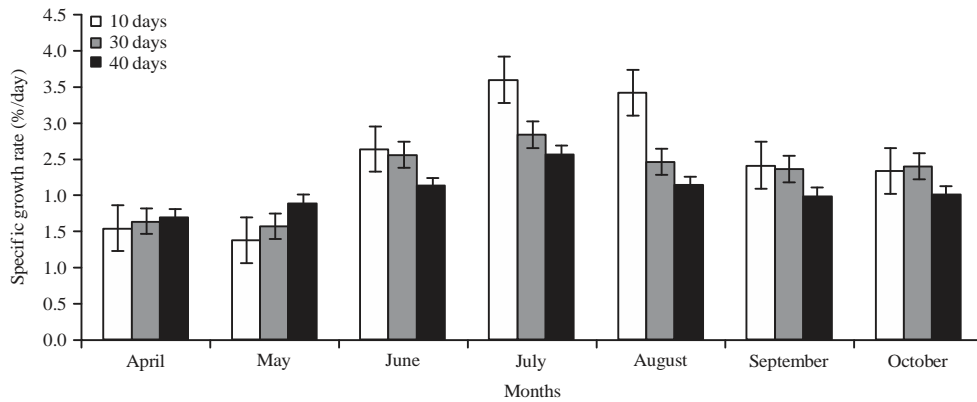


Fig. 9: Specific growth rate (%/day) of *K. alvarezii* cultured using Longline (error bars as standard deviation)

Nitrate concentration reached a high of 0.838 mg L^{-1} in June, followed by a continuous decrease to 0.0136 mg L^{-1} in October. Phosphate concentration in May, July and August was 0.0099 , 0.0086 and 0.0085 mg L^{-1} , respectively.

A negative correlation was found between growth rate of *K. alvarezii* and temperature, even though positively correlated with salinity, nitrate and phosphate. Nevertheless, a positive correlation existed between SGR and environmental factors, particularly current velocity ($p > 0.05$) (Table 1).

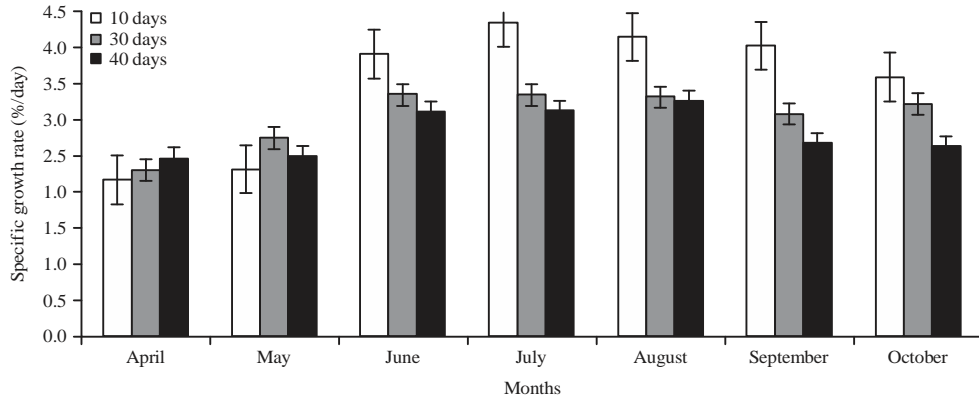


Fig. 10: Specific growth rate (%/day) of *K. alvarezii* cultured using floating cage (error bars as standard deviation)

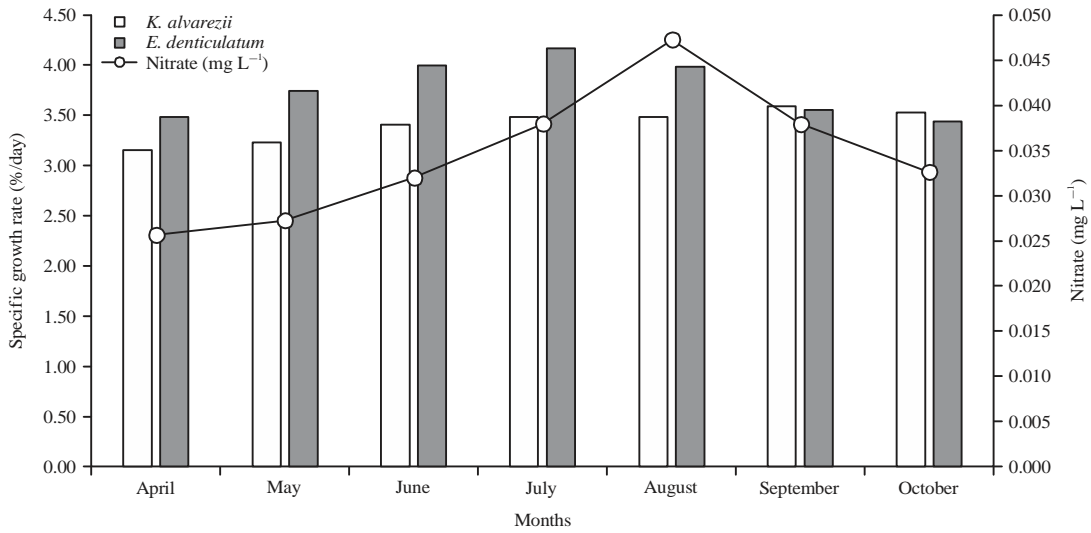


Fig. 11: Correlation between SGR of *K. alvarezii* and *E. denticulatum* with Nitrate

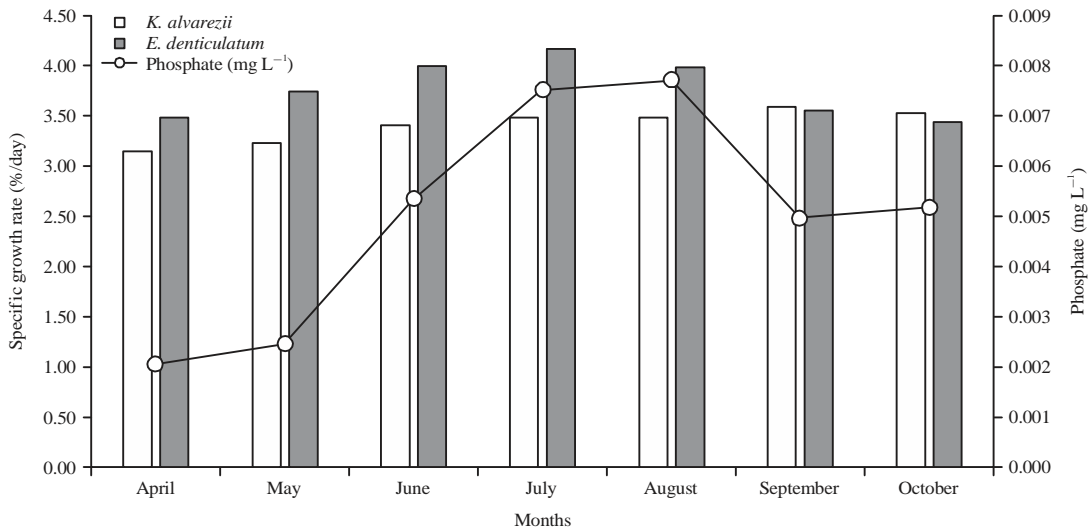


Fig. 12: Correlation between SGR of *K. alvarezii* and *E. denticulatum* with Phosphate

Table 1: Correlation coefficient between SGR of *K. alvarezii* and environmental factors

	Growth rate at floating cage (%/day)	Temperature (°C)	Current velocity (m sec ⁻¹)	Salinity (%)	Nitrate (mg L ⁻¹)	Phosphate (mg L ⁻¹)
Growth rate at Longline (%/day)	0.779*	-0.021	0.503	0.327	0.317	0.307
Growth rate at Floating cage (%/day)		-0.152	0.807*	0.326	0.692	0.404
Temperature (°C)			0.031	-0.785*	-0.107	0.445
Current velocity (m sec ⁻¹)				0.192	0.421	0.410
Salinity (%)					0.226	0.017
Nitrate (mg L ⁻¹)						0.673
Phosphate (mg L ⁻¹)						

*Correlation is significant at the 0.05 level

DISCUSSION

The difference in growth of *Eucheuma* between floating cages and longline was less prominent over 40-50 days in April-July when herbivorous fish were not present. However, a substantial decrease in growth was seen in *E. denticulatum* on days 50-70 on longline. On days 50 and 70, wet weights of *E. denticulatum* reached 76 and 36 kg, respectively. These results differed from those for the floating cage, in which the weights were 74 and 61 kg, respectively. Growth of both *E. denticulatum* and *K. alvarezii* decreased after 50 days. The main reason for loss in wet weight on longline was that propagules were damaged and carried away by the current and some were grazed by herbivorous fish. In contrast, cultivation in floating cages can protect seaweeds from pests and strong current. Broken propagules will remain in the net. However, after 50 days of growth, *Eucheuma* biomass became very dense and covered almost the entire cage. Such conditions resulted in poor growth and led to a decrease in weight. This suggests that the cultivation period of *Eucheuma* in most sites in the world should not exceed 50 days. Optimum production occurs between 40 and 50 days. The average growth rate of *K. alvarezii* and *E. denticulatum* in August decreased drastically when the number of herbivores was high around the cultivation area. Production of *K. alvarezii* in Igang, Guimaras, Philippines, during February and March was 862 and 575 g m⁻¹ per line. The growth rate of *K. alvarezii* increased during April and May to reach 1877 and 2237 g m⁻¹ per line, an effect attributable to the protection from herbivorous fishes provided by the cages. Furthermore, April and May are good growing periods for *K. alvarezii*²⁷. In Bongao, Southern Philippines, *K. alvarezii* growth rate can reach up to 300% of the biomass after cultivation for 4-7 weeks³¹. In Vietnam, *K. alvarezii* cultivated by longline method at a depth of 0.5-1 m during January-August showed a daily average growth from 6.14-6.26%, respectively and the growth rate increased from May-June in the range³² of 9.14-10.8%/day. In Ubatuba Bay, Sao Paulo, Brazil, *K. alvarezii* cultured with the monoline method grew well on the water surface and at a depth of 0.5 m. The average growth rate ranged from 5.2-7.2%/day for a cultivation period of 28 days.

However, the growth was noted to decline when the cultivation was continued for 59 days²². In Madagascar, the highest growth rate of *E. denticulatum* was recorded in April and February, while in March, the growth rate decreased due to herbivore grazing and ice-ice disease. An SGR of 2.2%/day was recorded at each planting season²¹. In Yucatan State, Mexico, the growth rate of *Eucheuma isiforme* increased over 25 days to 2.21%/day. Herbivorous pests and ice-ice disease greatly affect *Eucheuma* production³³. At Vizhinjam village, Kerala, India, the growth and production of *K. alvarezii* in shallow waters during March and May were high during 45-60 days of cultivation at 24 and 36 kg, respectively²³. In the same study in 2014, it was found that growth increased using the longline method when no herbivorous fish are present in the cultivation area. The use of floating cages in the present study protected *K. alvarezii* and *E. denticulatum* from herbivore attacks and growth was good at all times, even though many herbivorous fish was present in the experimental sites. Increasing growth throughout the year is an indication of the absence of pest attacks on propagules of *K. alvarezii* and *E. denticulatum*^{11,26}.

In the present study, environmental factors also affected the growth of *E. denticulatum* and *K. alvarezii*. Growth was good during June and July, when the temperature ranged from 26-29°C, salinity ranged from 30-31% and current velocity was 0.163-0.177 m sec⁻¹ compared with the other months. During June-July, the nitrate concentration ranged from 0.564-0.0838 mg L⁻¹ and phosphate ranged from 0.0084-0.0086 mg L⁻¹. Good *K. alvarezii* growth in Vietnam correlated with the following period and environmental conditions: May, with a temperature range of 27.2-30°C and salinity range of 31.4-34%¹⁶. In the Philippines, a good temperature for the growth of *K. alvarezii* is 28-30°C and salinity of 33-35%³⁴.

The presence of many herbivores at cultivation areas of *K. alvarezii* and *E. denticulatum* can have a severe negative impact. The best way to overcome this is by using a method that can protect both *K. alvarezii* and *E. denticulatum* against the existing herbivorous fish population. The floating cage method is currently the best solution to avoid grazing and thereby improve production.

CONCLUSION

Herbivorous fishes were able to graze on *K. alvarezii* and *E. denticulatum* when these seaweeds were cultivated by longline methods. The floating cage method protected the seaweeds from the various herbivores. In the present study, the production and growth rate of *K. alvarezii* and *E. denticulatum* cultivated in floating cages were much higher than that on longline, especially in August when many herbivorous fishes are present in the cultivation area.

SIGNIFICANCE STATEMENTS

This study clarifies the utilization of new methods in seaweed cultivation. Floating cage is a new method that successfully avoids grazing fish and herbivorous animals against cultivated seaweed. The use of floating cage will be possible to increase the production of seaweed, especially *Kappaphycus alvarezii* and *Eucheuma denticulatum*.

ACKNOWLEDGMENTS

Authors are grateful to the Ministry of Research, Technology and Higher Education of the Republic of Indonesia for the full research funding of this research project (Funding No: 22794/UN29.20/PPM/2015), gratitude for Fishery Laboratory, Faculty of Fishery and Marine Science Halu Oleo University for their assistance in sample analysis.

REFERENCES

- Doty, M.S. and V.B. Alvarez, 1973. Seaweeds farm: A new approach for U.S. industry. Proceeding of the 9th Annual Conference of Maine Technology Society, September 10-12, 1973, University Hawaii, pp: 701-707.
- Doty, M.S., 1973. Farming the red seaweed *Eucheuma* for carrageens. *Micronesica*, 9: 59-73.
- Parker, H.S., 1974. The culture of the red algal genus *Eucheuma* in the Philippines. *Aquaculture*, 3: 425-439.
- Reis, R.P., R.R. das Chagas Pereira and H.G. de Goes, 2015. The efficiency of tubular netting method of cultivation for *Kappaphycus alvarezii* (Rhodophyta, Gigartinales) on the southeastern Brazilian coast. *J. Applied Phycol.*, 27: 421-426.
- Prakash, J., 1990. Fiji. In: Proceeding of Regional Workshop on Seaweeds Culture and Marketing. South Pacific Aquaculture Development Project, Food and Agriculture Organization of The United Nations, Suva, Fiji, 14-17 November 1989, Adams, T. and R. Foscarini (Eds.), Food and Agriculture Organization, Suva, Fiji, pp: 1-9.
- Luxton, D.M., M. Robertson and M.J. Kindley, 1987. Farming of *Eucheuma* in the South Pacific islands of Fiji. *Hydrobiologia*, 151: 359-362.
- Gentle, T., 1990. Tuvalu. In: Proceeding of Regional Workshop on Seaweeds Culture and Marketing, South Pacific Aquaculture Development Project, Food and Agriculture Organization of The United Nations, Suva, Fiji, 14-17 November 1989, Adams, T. and R. Foscarini (Eds.), Food and Agriculture Organization, Suva, Fiji, pp: 32-33.
- Adnan, H. and H. Porse, 1987. Culture of *Eucheuma cottonii* and *Eucheuma spinosum* in Indonesia. *Hydrobiologia*, 151: 355-358.
- Luxton, D.M., 1993. Aspects of the farming and processing of *Kappaphycus* and *Eucheuma* in Indonesia. *Hydrobiologia*, 260: 365-371.
- Kasim, M. and Asnani, 2012. Penentuan musim reproduksi generatif dan preferensi perekatan spora rumput laut (*Eucheuma cottonii*). [Determining of seasonal generative reproduction and attaching preferences of seaweed spores (*Eucheuma cottonii*)]. *Indonesian J. Mar. Sci.* 17: 209-216, (In Indonesian).
- Kasim, M., M. Ahmad and M. Taswin, 2016. The growth rate of seaweed (*Eucheuma denticulatum*) cultivated in longline and floating cage. *AACL Bioflux*, 9: 291-299.
- Wu, C.Y., J.J. Li, E.Z. Xia, Z.S. Peng and S.Z. Tan *et al.*, 1988. Transplant and artificial cultivation of *Eucheuma striatum* in China. *Oceanol. Limnol. Sinica*, 19: 410-417.
- Tanaka, H., 1990. Foreword. In: Proceeding of Regional Workshop on Seaweeds Culture and Marketing. South Pacific Aquaculture Development Project, Food and Agriculture Organization of The United Nations, Suva, Fiji, 14-17 November 1989, Adams, T. and R. Foscarini (Eds.), Food and Agriculture Organization, Suva, Fiji, pp: 3-4.
- Smith, M.T., 1990. Solomon Island. In: Proceeding of Regional Workshop on Seaweeds Culture and Marketing. South Pacific Aquaculture Development Project, Food and Agriculture Organization of The United Nations, Suva, Fiji, 14-17 November 1989, Adams, T. and R. Foscarini (Eds.), Food and Agriculture Organization, Suva, Fiji, pp: 21-24.
- Lirasan, T. and P. Twide, 1993. Farming *Eucheuma* in Zanzibar, Tanzania. *Hydrobiologia*, 260: 353-355.
- Ohno, M., H.Q. Nang and S. Hirase, 1996. Cultivation and carrageenan yield and quality of *Kappaphycus alvarezii* in the waters of Vietnam. *J. Applied Phycol.*, 8: 431-437.
- De Paula, E.J., R.T.L. Pereira and M. Ohno, 1999. Strain selection in *Kappaphycus alvarezii* var. *alvarezii* (Doty) Doty ex P. Silva (Rhodophyta, Solieriaceae) using tetraspore progeny. *J. Applied Phycol.*, 11: 111-121.
- Rincones, R.E. and J.N. Rubio, 1999. Introduction and commercial cultivation of the red alga *Eucheuma* in Venezuela for the production of phycocolloids. *World Aquacult. Mag.*, 30: 57-61.

19. Azanza-Corales, R., 1990. Cottonii and Spinosum Cultivation Handbook. FMC Food Ingredients Division, Philadelphia, pp: 52.
20. Ask, E.I. and R.V. Azanza, 2002. Advances in cultivation technology of commercial eucheumatoid species: A review with suggestions for future research. *Aquaculture*, 206: 257-277.
21. Mollion, J. and J.P. Braud, 1993. A *Eucheuma* (Solieriaceae, Rhodophyta) cultivation test on the South-West coast of Madagascar. *Hydrobiologia*, 260: 373-378.
22. Hayashi, L., E.C. Oliveira, G. Bleicher-Lhonneur, P. Boulenguer and R.T. Pereira *et al.*, 2007. The effects of selected cultivation conditions on the carrageenan characteristics of *Kappaphycus alvarezii* (Rhodophyta, Solieriaceae) in Ubatuba Bay, Sao Paulo, Brazil. *J. Applied Phycol.*, Vol. 19.
23. Bindu, M.S., 2011. Empowerment of coastal communities in cultivation and processing of *Kappaphycus alvarezii*: A case study at Vizhinjam village, Kerala, India. *J. Applied Phycol.*, 23: 157-163.
24. Ganesan, M., S. Thirupathi, N. Sahu, N. Rengarajan, V. Veeragurunathan and B. Jha, 2006. *In situ* observations on preferential grazing of seaweeds by some herbivores. *Curr. Sci.*, 91: 1256-1260.
25. Johnson, B. and G. Gopakumar, 2011. Farming of the seaweed *Kappaphycus alvarezii* in Tamil Nadu coast-status and constraints. *Mar. Fish. Inform. Serv.*, 208: 1-5.
26. Kasim, M and M. Ahmad, 2017. Comparison growth of *Kappaphycus alvarezii* (Rhodophyta, Solieriaceae) cultivation in floating cage and Longline in Indonesia. *Aquacult. Rep.*, 6: 49-55.
27. Hurtado-Ponce, A.Q., 1992. Cage culture of *Kappaphycus alvarezii* var. *tambalang* (Gigartinales, Rhodophyceae). *J. Applied Phycol.*, 4: 311-313.
28. Luhan, M.R.J. and H. Sollesta, 2010. Growing the reproductive cells (carpospores) of the seaweed, *Kappaphycus striatum*, in the laboratory until outplanting in the field and maturation to tetrasporophyte. *J. Applied Phycol.*, 22: 579-585.
29. Strickland, J.D.H. and T.R. Parsons, 1972. A Practical Handbook of Seawater Analysis. 2nd Edn., Fisheries Research Board of Canada, Canada, ISBN-13: 9780660115962, Pages: 310.
30. Hall, G., 2015. Pearson's correlation coefficient. February 17, 2015. http://www.hep.ph.ic.ac.uk/~hallg/UG_2015/Pearsons.pdf
31. Villanueva, R.D., J.B. Romero, M.N.E. Montano and O. Purita, 2011. Harvest optimization of four *Kappaphycus* species from the Philippines. *Biomass Bioenergy*, 35: 1311-1316.
32. Ohno, M., D.B. Largo and T. Ikumoto, 1994. Growth rate, carrageenan yield and gel properties of cultured kappa-carrageenan producing red alga *Kappaphycus alvarezii* (Doty) Doty in the subtropical waters of Shikoku, Japan. *J. Applied Phycol.*, 6: 1-5.
33. Perez-Enriquez, R., 1996. Growth of *Eucheuma isiforme* (C. Agardh) J. Agardh on experimental rafts off the coast of Yucatan state, Mexico. *J. Applied Phycol.*, 8: 27-28.
34. Dawes, C.J., 1992. Irradiance acclimation of the cultured Philippine seaweeds, *Kappaphycus alvarezii* and *Eucheuma denticulatum*. *Botanica Mar.*, 35: 189-195.